

FOR SALE

Flat



ASKING PRICE

€305,000



Rue Léon Théodor 67
1090 Jette



80.58 m² livable surface



1st floor of 2 storeys



2 bedrooms



PEB B



Find this property on
our website!



Your We Invest advisor supports you from A to Z in all your real estate projects. Working with a We Invest real estate agency means you are guaranteed personalized and professional support in the purchase and/or sale of your property.

Questions about your real estate project? We have the answers!

We Invest
Bruxelles-Est



0495 23 47 50
02 318 62 66



loick.weber@weinvest.be
bruxelles@weinvest.be



Place Communale d'Auderghem 1
1160 Auderghem



Loick

Real Estate Advisor

Characteristics

Info and visits: 02 315 51 71
Located at 67 Rue Léon Théodor in Jette, a stone's throw from the Place du Miroir, shops and public transport, We Invest offers you this superb 2-bedroom apartment, fully renovated in 2025, first occupation after renovation!
Located on the 1st floor of a small, healthy condominium with 6 lots, this 80 m² apartment is composed as follows: An entrance hall with checkroom area, a large, bright living room thanks to its many bay windows, a hyper-equipped VANDEN BORRE open-plan kitchen with SIEMENS appliances, and a small technical/laundry room. The night hall leads to a bathroom and two bedrooms (14 m² and 8 m²).
Excellent energy performance, PEB B: fully insulated roof and walls, double-flow ventilation, new double-glazed windows, VAILLANT condensing boiler, compliant electricity. Private cellar in basement. No elevator.
Additional benefits: Complete renovation supervised by an interior designer, meticulous finishing and quality materials. Semi-massive oak parquet flooring in living areas.
Low common charges thanks to small co-ownership.
An ideally located property to visit without delay!

General information

Availability	01-09-2025
Type of property	Flat
Year of construction	1924
Year of renovation	2025
Condition of the building	Just renovated
Number of facades	3
Floor of the property	1 on 2

Indoor

Number of rooms	7
Living area	80.58 m ²
Number of bedrooms	2
Number of bathrooms	1
Number of shower rooms	1
Number of toilets	1
Number of kitchens	1
Number of living rooms	1

Equipment

Electricity connection	✓
TV cables	✓
Visiophone	✓
Water connection	✓

Sewer connection	✓
Hyper equipped kitchen	✓

Energy

Energy class	<div>PEB B</div>
Primary energy consumption	69 kwh/m ² .year
Theoretical total primary energy consumption	5159 kwh/year
CO2 emission	13 kg
Wood frame	✓
Gas heating	✓
Collective heating	✓



Urbanistic information

Land use designation	Residential zone
Flooding area	No Flood risk

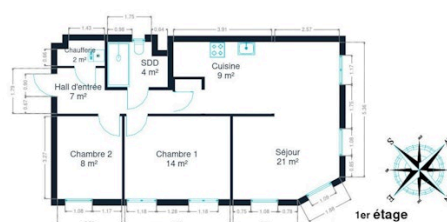
Finances

Subject to VAT	No
----------------	----

Photos



Photos



Discover all photos of this property on our website!

Our Tips for a Successful Visit

BEFORE THE VISIT



Carefully review this **brochure** of the property, where you will find all the necessary information to ensure that your essential criteria are well covered.

It is also strongly advised to make arrangements with your banker in advance to determine your lending capacity, so you can adapt your search criteria if necessary.

BUILDING STRUCTURE



From the outside, inspect the condition of the facade, roof, frames, and windows. Inside, check the condition of load-bearing walls. Note that a small crack is not necessarily a concern, all buildings shift over the years. In case of moisture, make sure to distinguish between that caused by poor ventilation and structural dampness.

CONVENIENCE



During the visit, remember to check the water pressure and the compliance of the electrical system. Also, verify the presence of an adequate number of electrical outlets, water connections (especially for the washing machine), and internet, phone, and television connections. Finally, assess the sound insulation and the quality of the ventilation system.

DOCUMENTATION



Access to a series of documents that will give you an idea of the building's history can be useful, such as the **Dossier of Post-Interventions**, which lists all the work carried out by the owner. A visit to the municipality will provide you with all the necessary information.



ENVIRONMENT

On the day of the visit, arrive a bit early to get familiar with the **neighborhood**. Check the proximity of shops, transportation, and services if it's important to you. Don't hesitate to **speak to the neighbors** and ask them some questions about the neighborhood.



LAYOUT

Ensure that the size and layout of the rooms align with your needs. Identify storage spaces and consider the possibilities for renovating the **basement** and **attic**, as well as the available facilities for your car or bike.



ENERGY CONSUMPTION

Familiarize yourself with the energy performance and energy-saving solutions in place. For this, the **PEB certificate** will be your best ally! It will provide you with a clear idea of the condition and age of various systems, the roof, insulation, and the type of glazing. You will also find valuable recommendations to further improve the energy efficiency.



FOR CONDOMINIUMS

If the property is part of an apartment building, it is referred to as a condominium. There are **common expenses** to be paid (operating and reserve funds). Inquire about the costs included in these charges: is it only for the maintenance of common areas, or does it also cover some provisions for your personal consumption? For an informed purchase, request the meeting notes of previous general meetings to know which works are planned or costs to be expected.



Calculating property costs

ON TOP OF THE PURCHASE PRICE

The purchase price of a property is increased by taxes and additional costs, known as notary fees. These costs include registration fees, administrative costs and fees related to the purchase. If you use a mortgage to finance your purchase, mortgage costs are also added.



On the website notaris.be/notaire.be you can easily do a first estimation of these costs. Please note, this is always an estimate. Contact your notary to find out the exact total amount.

Scan me



More information about a purchase?

Our blog, written by real estate experts, will help you get your first property purchase off on the right foot.

weinvest.be *The blog!*

Steps of buying a property

1. DETERMINE YOUR BUDGET

Based on your real income, the bank will determine your borrowing capacity. Together with your initial capital (own funds), this forms your budget.

3. MAKING AN OFFER

The owner can accept, refuse or counter-bid your offer. Be careful! Every offer is legally binding.

5. FINANCING YOUR DREAM HOME

Here, too, it is important to negotiate with several banks. By contacting multiple banks you will obtain the best loan that suits your financial situation.

7. NOTARIAL INVESTIGATION

Within a period of four months, the notary will carry out various fiscal, administrative and legal investigations. Once all information has been gathered, the deed of sale can be drawn up and reviewed.

9. TRANSFER OF OWNERSHIP

After the registration in the mortgage office by the notary, you will receive the title deed of your property with the stamps from the tax authorities. Keep these well.

2. THE SEARCH AND VISITS

The search for your dream home can begin! Define your search criteria and save them so you will be informed when a property that meets your requirements comes on the market.

4. NEGOTIATE

Ask your real estate agent or a trusted person to help you with this step. After the negotiations and initial signature, the sale is in principle final.

6. SIGNING THE SALES AGREEMENT

Once the financing is complete, the sales agreement can be signed. This makes the sale final. The agreement is signed by the estate agent or the notary.

+ You pay a deposit worth 5-10% of the purchase price.

8. SIGNATURE OF THE SALES DEED

You sign the deed of sale at the notary's office. There you will also receive the keys to your new home. You can finally move in!

+ You pay the remaining amount plus registration fees and notarial/mortgage costs.

Congratulations!